

Scaled data based on original data using
LM-79-08 Approved Method: Electrical and Photometric Measurements of Solid-
State Lighting Products

Test Report Prepared for
Cooper Lighting Solutions
(formerly Eaton)

Brand: McGRAW-EDISON

Report Number: P594667

Luminaire Tested: **ISS-PA1C-827-U-5WQ**

Issue Date: 3/22/2022

Test Information

Test Method: LM-79-08
Report Number: P594667
TEST IS SCALED FROM IESNA LM-79-08 TEST DATA (G1-2201-510-14)
Test Lab: INNOVATION CENTER
Issue Date: 3/22/2022
Manufacturer: COOPER LIGHTING SOLUTIONS (FORMERLY EATON)
Product Line: McGRAW-EDISON
Catalog Number: ISS-PA1C-827-U-5WQ
Description: IMPACT ELITE LED QUARTER SPHERE LUMINAIRE
(1) 80 CRI, 2700K, 615mA LIGHT ENGINE WITH 24 LEDS AND TYPE V WIDE OPTICS
Light Source: -
Ballast/Driver: ELECTRONIC DRIVER

Summary

Lumens per Lamp: N/A
Luminaire Lumens: 5104 lumens
Efficiency: N/A
Efficacy: 104.4 lumens/watt
Luminous Opening: Rectangular (W 0.75' x L: 0.5' x H: 0')
IES Classification: Type V - Medium
BUG Rating: B3 - U0 - G2

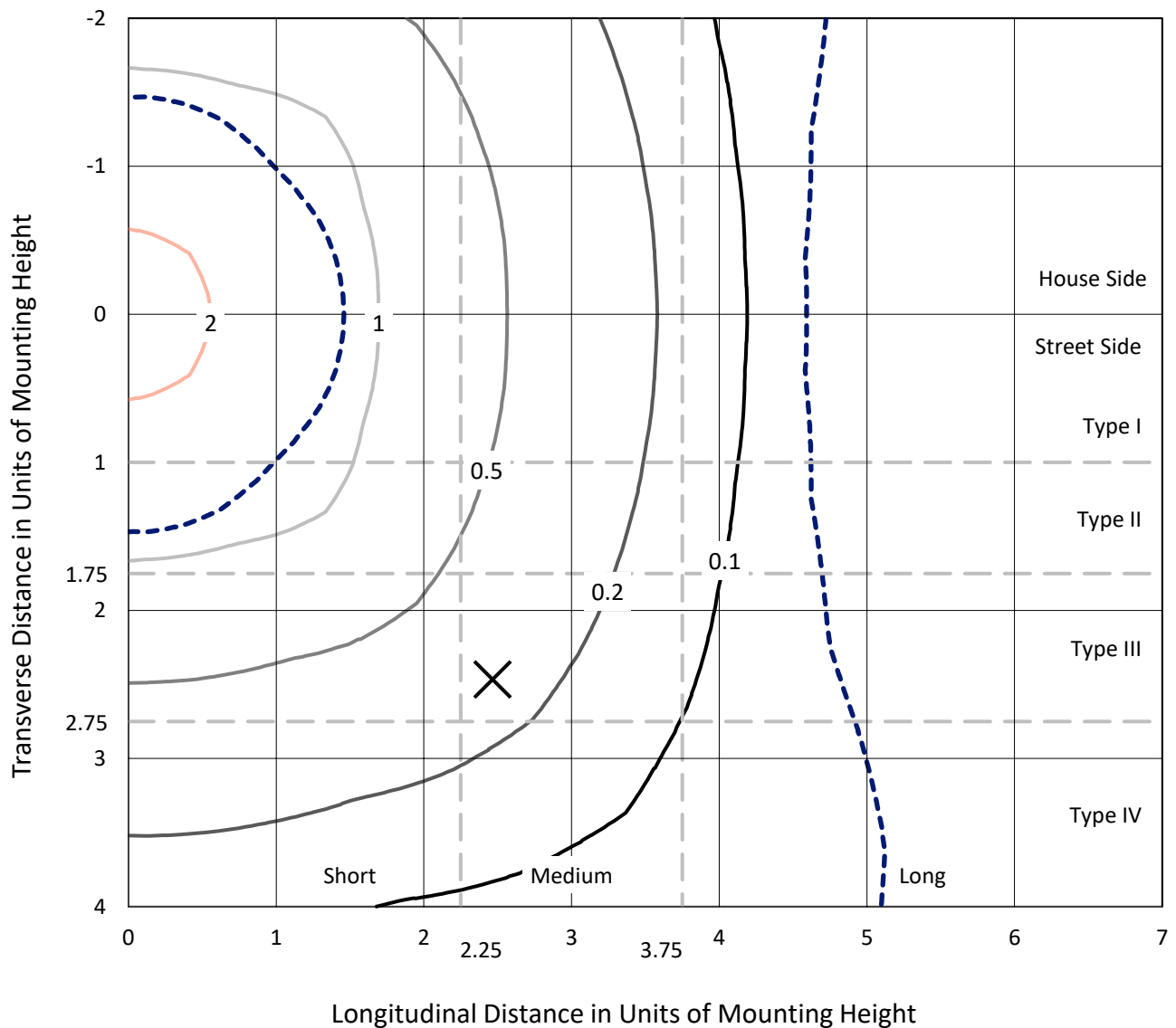
Input Watts (W): 48.9
Input Voltage (V): NR
Input Current (Ain): NR
Voltage Rise (V): NR
Power Factor: NR
Total Harmonic Distortion (THDi): NR
Frequency (hertz): 60
Stabilization Time: NR
Operation Time: NR
Ambient Temperature (°C): NR
Test Distance: 28.75 FT



REPORT NUMBER: P594667
 CATALOG NUMBER: ISS-PA1C-827-U-5WQ

Iso-Footcandle Lines of Horizontal Illumination

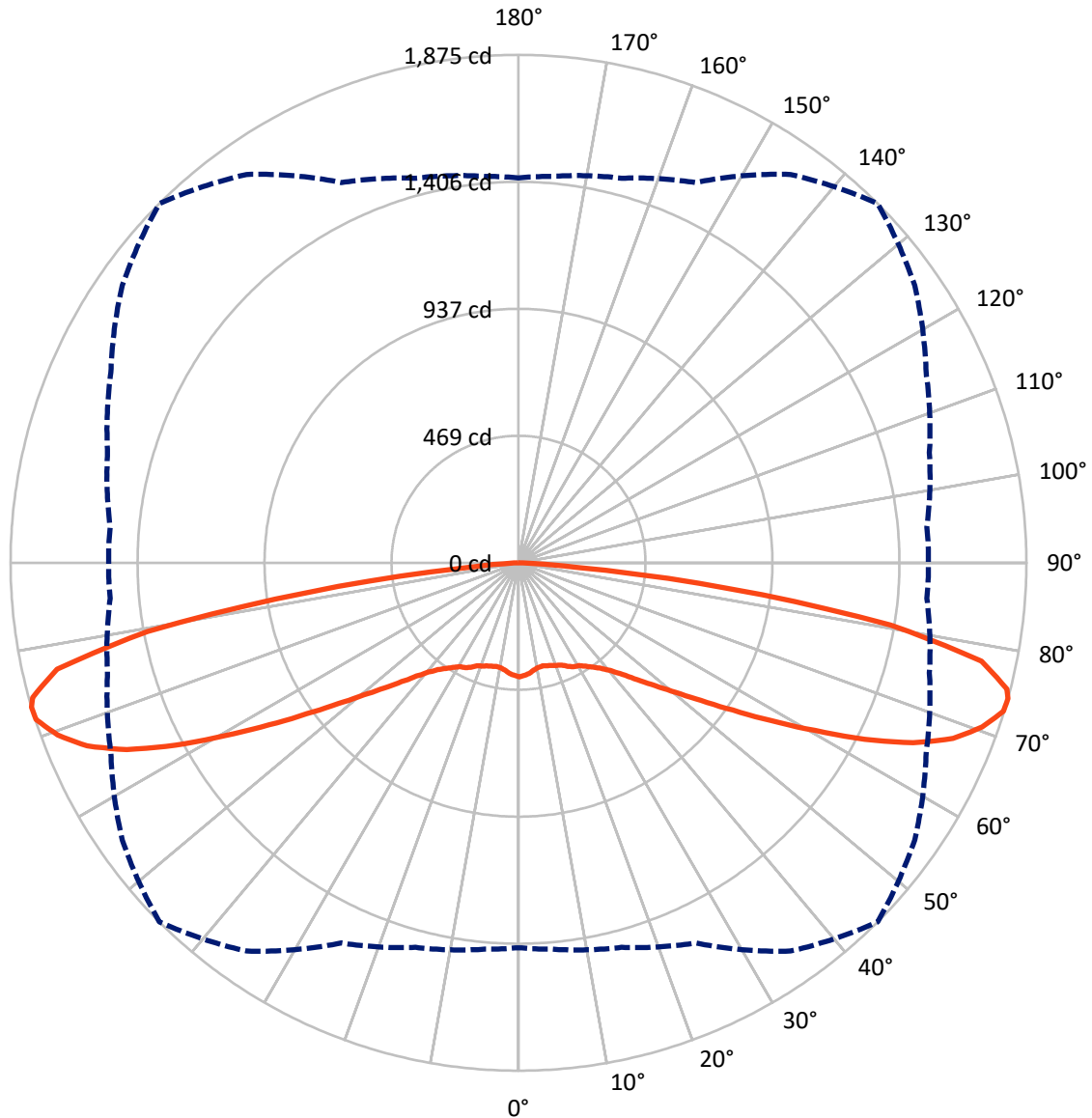
× Max cd
 - - - 1/2 Max cd



Based on 12 foot mounting height. Maximum calculated value = 2.9 fc
 Type V - Medium - N/A

REPORT NUMBER: P594667
CATALOG NUMBER: ISS-PA1C-827-U-5WQ

Luminous Intensity Polar Plot



— Vertical Plane Through 45-Deg Lateral - - - Horizontal Cone Through 74-Deg Vertical

REPORT NUMBER: P594667
 CATALOG NUMBER: ISS-PA1C-827-U-5WQ

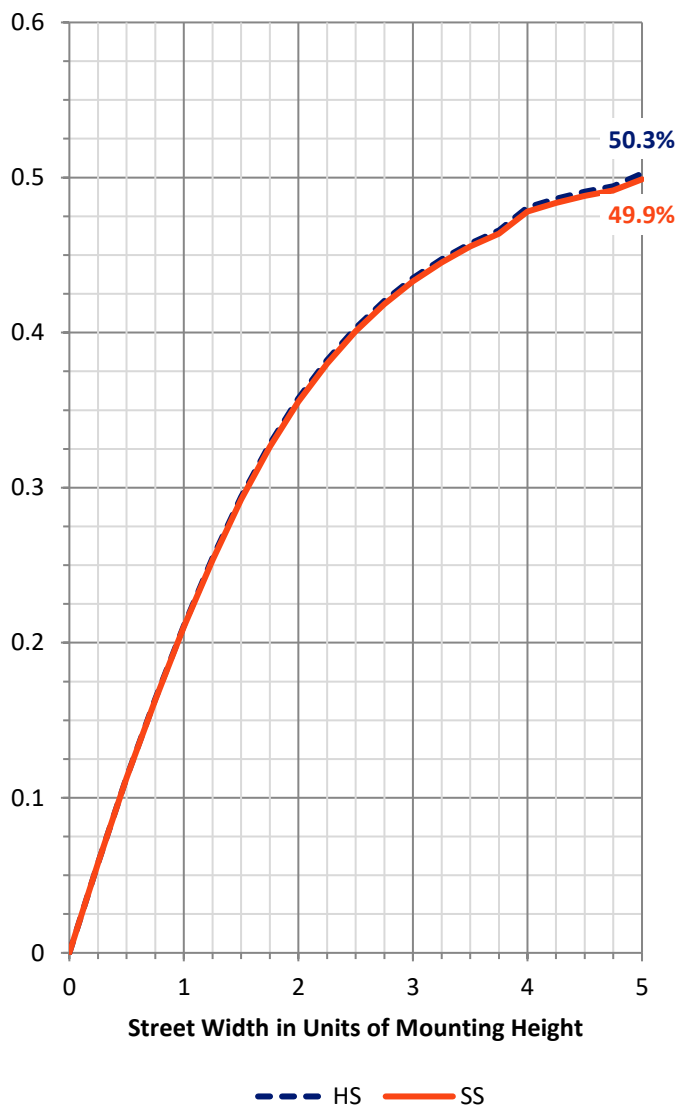
FLUX DISTRIBUTION:

		Downward	Upward	Total
House Side	Lumens	2552.0	0.0	2552.0
	% Fixture	50.0	0.0	50.0
Street Side	Lumens	2552.0	0.0	2552.0
	% Fixture	50.0	0.0	50.0
Total	Lumens	5104.0	0.0	5104.0
	% Fixture	100.0	0.0	100.0

ZONAL LUMENS:

Zone	Lumens	% Fixture
0°-10°	38.6	0.8
10°-20°	113.1	2.2
20°-30°	195.3	3.8
30°-40°	299.1	5.9
40°-50°	486.6	9.5
50°-60°	843.9	16.5
60°-70°	1397.5	27.4
70°-80°	1512.1	29.6
80°-90°	217.9	4.3
90°-100°	0.0	0.0
100°-110°	0.0	0.0
110°-120°	0.0	0.0
120°-130°	0.0	0.0
130°-140°	0.0	0.0
140°-150°	0.0	0.0
150°-160°	0.0	0.0
160°-170°	0.0	0.0
170°-180°	0.0	0.0
0°-90°	5104.0	100.0
0°-180°	5104.0	100.0

Coefficient of Utilization

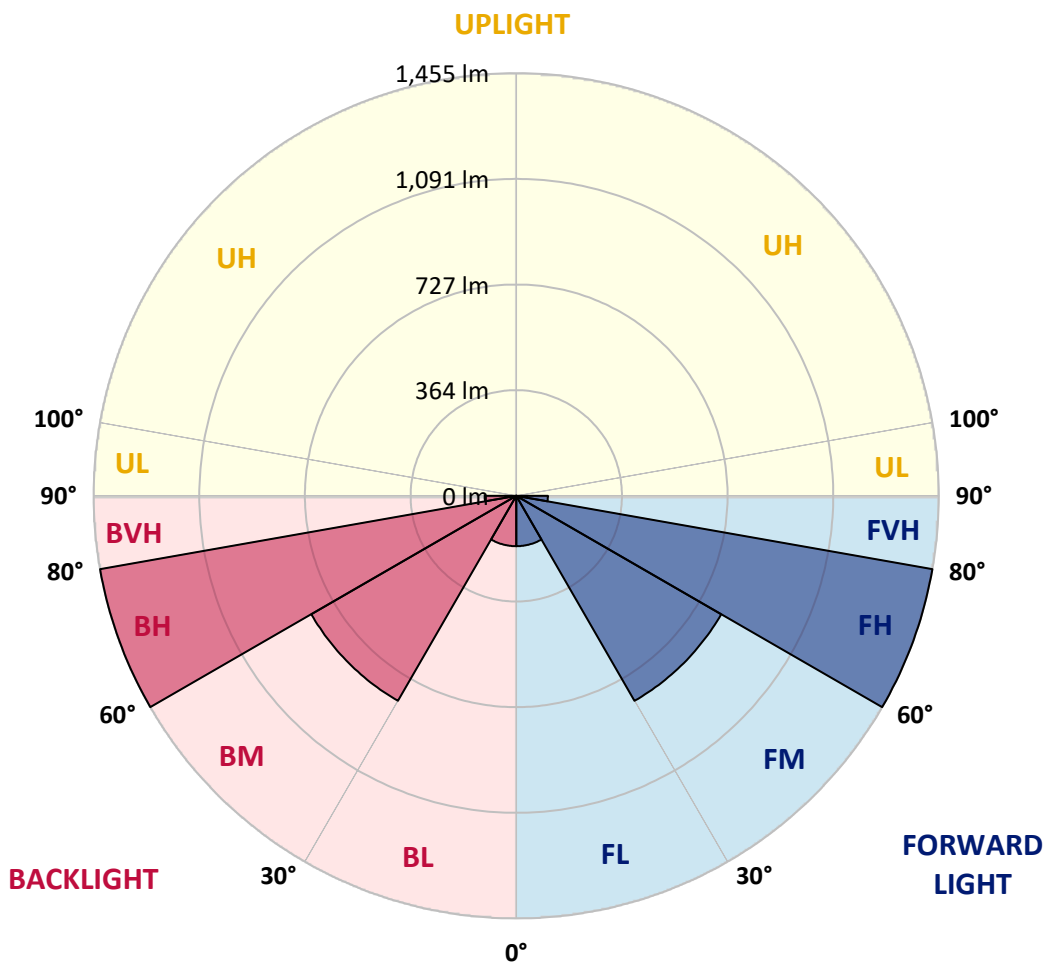


REPORT NUMBER: P594667
 CATALOG NUMBER: ISS-PA1C-827-U-5WQ

LUMINAIRE CLASSIFICATION SYSTEM LUMEN TABLE AND BUG RATING:

Zone	Lumens	% Fixture	Zone Rating/Lumen Limit		
			B	U	G
FL (0°-30°)	173.5	3.4			
FM (30°-60°)	814.8	16.0			
FH (60°-80°)	1454.8	28.5			G1/1800
FVH (80°-90°)	109.0	2.1			G2/225
BL (0°-30°)	173.5	3.4	B1/500		
BM (30°-60°)	814.8	16.0	B1/1000		
BH (60°-80°)	1454.8	28.5	B3/2500		G1/1800
BVH (80°-90°)	109.0	2.1			G2/225
UL (90°-100°)	0.0	0.0		U0/0	
UH (100°-180°)	0.0	0.0		U0/0	

BUG Rating: B3-U0-G2
 Type V Medium





REPORT NUMBER: P594667
 CATALOG NUMBER: ISS-PA1C-827-U-5WQ

CANDELA DISTRIBUTION (FULL):

	0°	5°	15°	25°	35°	45°	55°	65°	75°	85°	90°
0°	421.1	421.1	421.1	421.1	421.1	421.1	421.1	421.1	421.1	421.1	421.1
2.5°	415.0	416.2	416.2	415.0	416.2	416.2	416.2	417.4	416.2	418.6	417.4
5°	408.9	408.9	410.1	408.9	408.9	410.1	408.9	411.4	410.1	412.6	410.1
7.5°	399.2	399.2	399.2	399.2	400.4	400.4	400.4	402.9	402.9	402.9	401.6
10°	396.8	395.6	395.6	393.2	393.2	393.2	391.9	395.6	396.8	399.2	398.0
12.5°	398.0	398.0	395.6	393.2	391.9	390.7	390.7	394.4	398.0	399.2	399.2
15°	402.9	402.9	399.2	394.4	394.4	394.4	393.2	394.4	400.4	402.9	400.4
17.5°	406.5	405.3	401.6	399.2	399.2	398.0	398.0	398.0	401.6	405.3	405.3
20°	412.6	412.6	407.7	405.3	405.3	404.1	402.9	401.6	405.3	410.1	408.9
22.5°	421.1	418.6	415.0	412.6	411.4	410.1	407.7	408.9	411.4	415.0	415.0
25°	427.1	427.1	423.5	422.3	423.5	423.5	419.9	417.4	418.6	422.3	422.3
27.5°	429.6	429.6	427.1	427.1	432.0	434.4	429.6	424.7	422.3	425.9	424.7
30°	439.3	439.3	436.8	435.6	439.3	440.5	438.1	434.4	433.2	436.8	435.6
32.5°	456.3	455.0	451.4	447.8	449.0	455.0	450.2	449.0	449.0	452.6	453.8
35°	475.7	473.2	469.6	466.0	467.2	473.2	468.4	468.4	469.6	474.5	474.5
37.5°	503.6	501.2	496.3	487.8	486.6	493.9	492.7	493.9	498.7	501.2	503.6
40°	533.9	532.7	526.6	519.4	518.1	523.0	524.2	526.6	531.5	533.9	535.1
42.5°	577.6	575.2	565.5	558.2	557.0	563.0	565.5	567.9	574.0	576.4	578.8
45°	631.0	629.8	618.9	610.4	606.7	615.2	615.2	617.6	623.7	628.6	628.6
47.5°	689.2	688.0	679.5	669.8	671.0	677.1	675.9	677.1	682.0	686.8	690.4
50°	754.8	751.1	741.4	739.0	745.1	751.1	746.3	745.1	752.3	754.8	753.5
52.5°	826.4	822.7	817.9	817.9	832.4	843.3	839.7	828.8	828.8	827.6	826.4
55°	911.3	908.9	907.7	913.7	938.0	959.8	946.5	925.9	917.4	912.5	914.9
57.5°	999.9	993.8	1004.7	1018.1	1066.6	1098.2	1077.5	1038.7	1026.6	1016.9	1012.0
60°	1089.7	1087.2	1103.0	1134.6	1203.7	1257.1	1229.2	1164.9	1143.1	1121.2	1121.2
62.5°	1177.0	1174.6	1197.7	1246.2	1355.4	1434.3	1383.3	1302.0	1259.6	1226.8	1221.9
65°	1282.6	1279.0	1304.4	1356.6	1502.2	1601.7	1537.4	1430.6	1379.7	1334.8	1328.7
67.5°	1368.8	1368.8	1402.7	1467.0	1626.0	1730.4	1650.3	1558.1	1498.6	1452.5	1447.6
70°	1451.3	1458.6	1484.0	1547.1	1720.7	1815.3	1742.5	1660.0	1606.6	1560.5	1555.6
72.5°	1486.5	1496.2	1521.7	1583.5	1761.9	1872.3	1787.4	1692.7	1635.7	1589.6	1583.5
74°	1420.9	1431.9	1469.5	1548.3	1749.8	1874.8	1785.0	1660.0	1570.2	1513.2	1513.2
75°	1346.9	1361.5	1406.4	1491.3	1724.3	1861.4	1759.5	1607.8	1482.8	1416.1	1419.7
77.5°	1038.7	1070.3	1118.8	1252.3	1547.1	1747.4	1564.1	1289.9	1089.7	990.2	987.7
80°	296.1	339.8	450.2	747.5	1175.8	1391.8	1149.1	763.3	538.8	410.1	394.4
82.5°	71.6	83.7	115.3	211.1	502.4	786.3	569.1	250.0	150.5	98.3	78.9
85°	30.3	32.8	52.2	72.8	138.3	208.7	132.3	84.9	61.9	27.9	26.7
87.5°	10.9	12.1	19.4	19.4	29.1	17.0	30.3	20.6	21.8	7.3	7.3
90°	0.0	0.0	0.0	0.0	0.0	0.0	0.0	0.0	0.0	0.0	0.0

(END OF REPORT)